



Walker Traditional Elementary School

 1301 Wrightsboro Rd, Augusta, GA 30901

 (706)823-6950

 Grades: K-8

 Enrollment: 750 students

Note: For information on educator qualifications and other federal reporting requirements, [click here](#). Discipline data are available in the [K-12 Student Discipline Dashboard](#).

Performance Snapshot

- Walker Traditional Elementary School's **overall performance is higher than 81% of schools in the state** and is higher than its district.
- Its elementary students' **academic growth is higher than 5% of elementary schools in the state** and lower than its district.
- Its middle school students' **academic growth is higher than 37% of middle schools in the state** and higher than its district.
- **84.6% of its 3rd grade students are reading at or above the grade level target.**
- **93.6% of its 8th grade students are reading at or above the grade level target.**

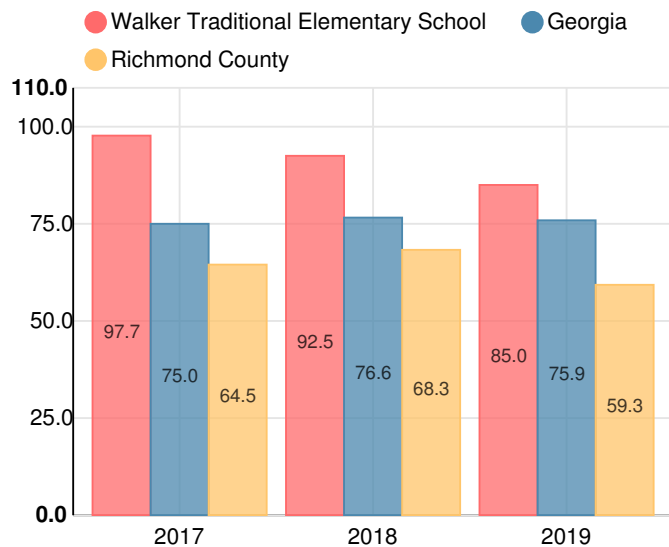
School Wide

B85

| Year | Walker Traditional Elementary School |
|------|--------------------------------------|
| 2019 | B |
| 2018 | A |
| 2017 | A |
| 2016 | A |
| 2015 | A |

| Grade conversion | |
|------------------|-----------|
| A | 90 - 100 |
| B | 80 - 89.9 |
| C | 70 - 79.9 |
| D | 60 - 69.9 |
| F | 0 - 59.9 |

CCRPI Single Score



Student Mobility Rate

3.3%

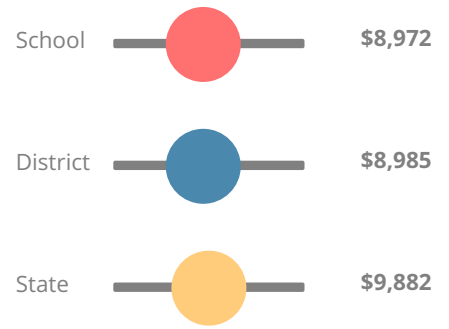
School Climate Star Rating



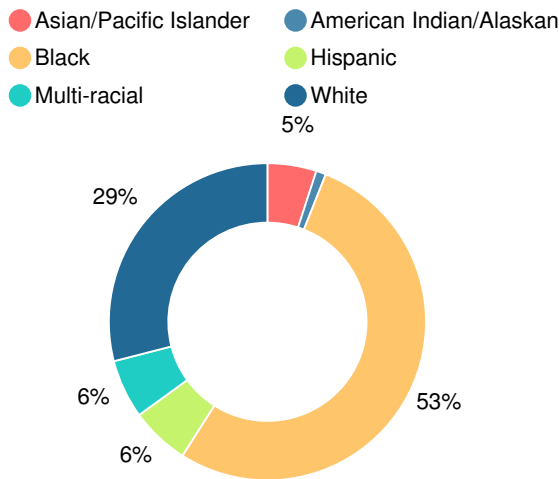
Financial Efficiency Star Rating



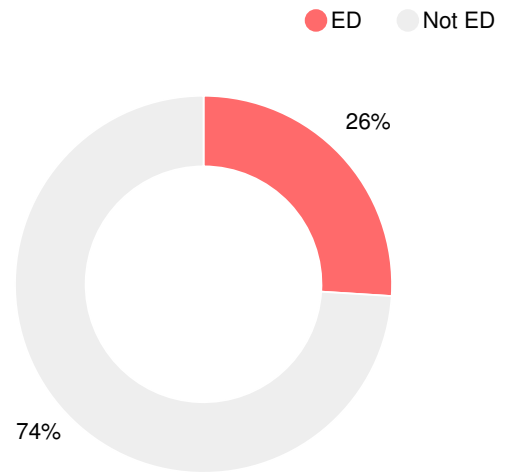
Per Pupil Expenditures



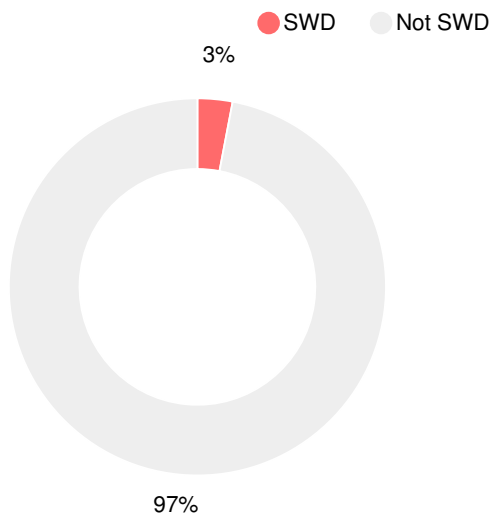
Race/Ethnicity



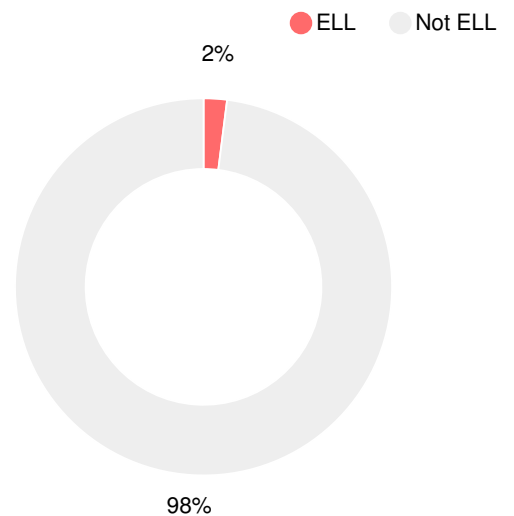
Economically Disadvantaged (ED)



Students with Disability (SWD)



English Language Learners (ELL)



Elementary

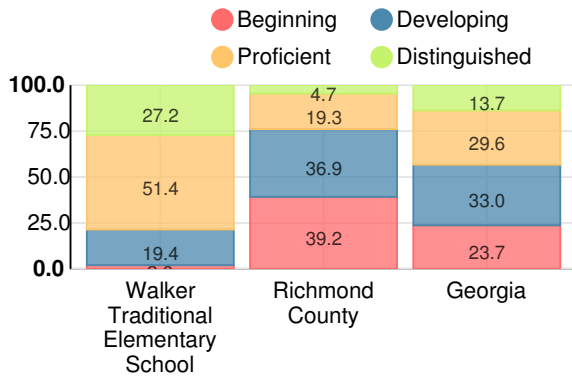
CCRPI Score

Walker Traditional Elementary School

| Indicator | 2019 |
|--------------------|-------------|
| Content Mastery | 98.6 |
| Progress | 63.8 |
| Closing Gaps | 97.7 |
| Readiness | 94.2 |
| CCRPI Score | 85.4 |

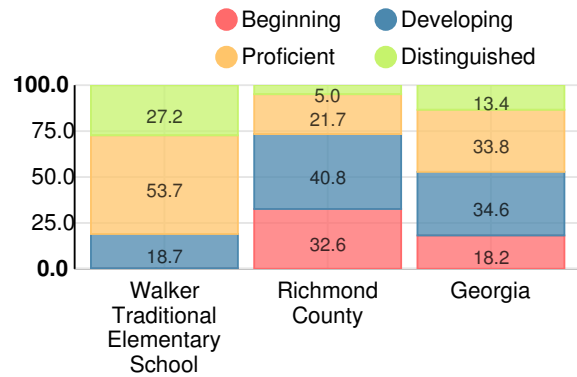
English

Percent of students scoring in each performance level on 2019 Georgia Milestones for elementary grades



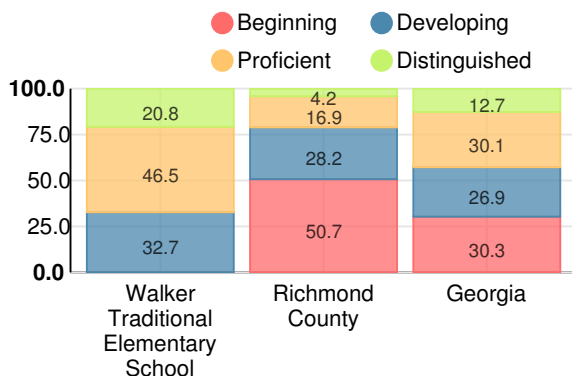
Mathematics

Percent of students scoring in each performance level on 2019 Georgia Milestones for elementary grades



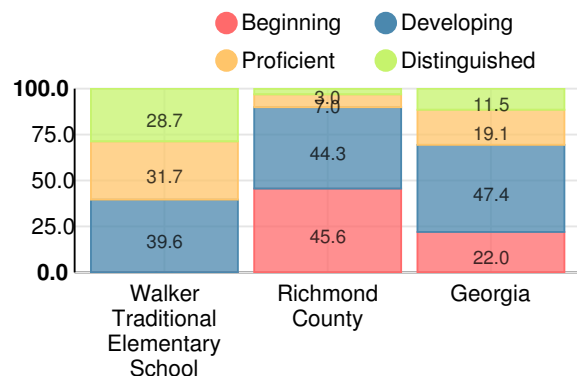
Science

Percent of students scoring in each performance level on 2019 Georgia Milestones for elementary grades



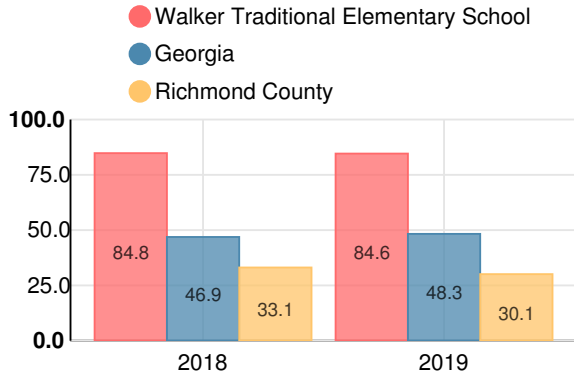
Social Studies

Percent of students scoring in each performance level on 2019 Georgia Milestones for elementary grades



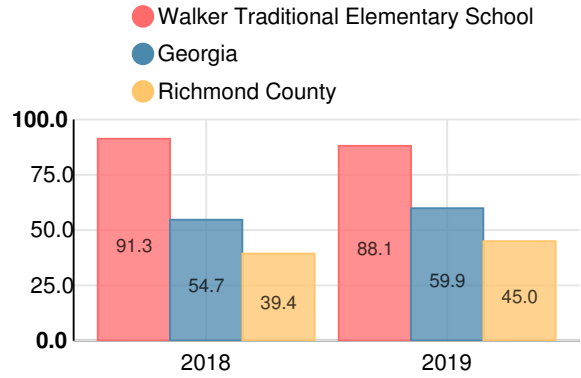
Reading at or above the Grade Level Target (3rd Grade)

Percent of students in grade 3 achieving Lexile measure equal to or greater than 670



Reading at or above the Grade Level Target (5th Grade)

Percent of students in grade 5 achieving Lexile measure equal to or greater than 920



Middle School

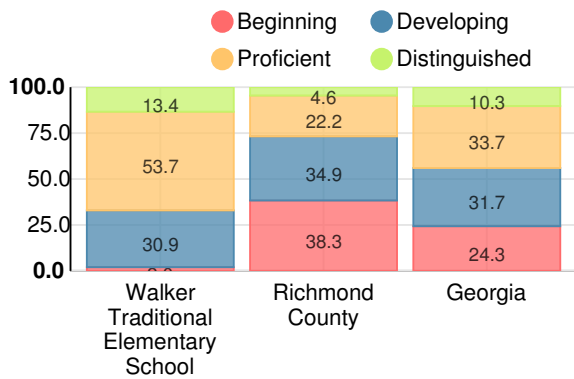
CCRPI Score

Walker Traditional Elementary School

| Indicator | 2019 |
|--------------------|-------------|
| Content Mastery | 85.0 |
| Progress | 78.5 |
| Closing Gaps | 78.6 |
| Readiness | 94.1 |
| CCRPI Score | 83.6 |

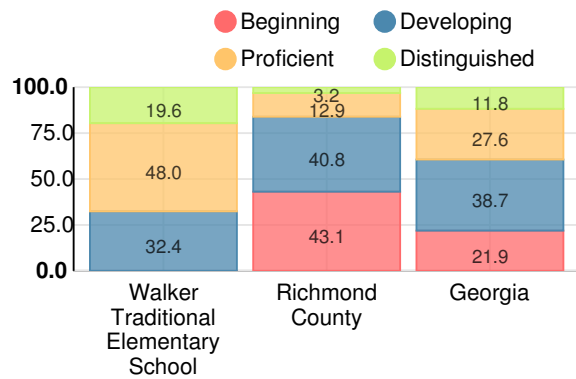
English

Percent of students scoring in each performance level on 2019 Georgia Milestones for middle school grades



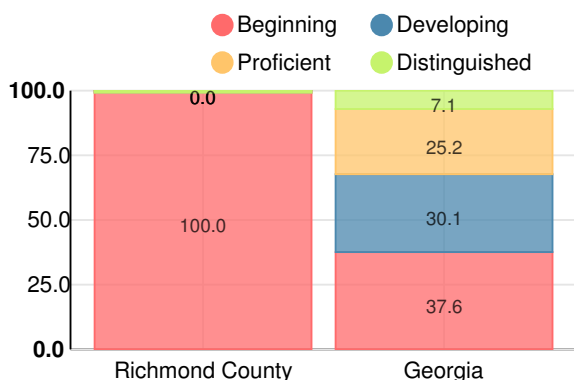
Mathematics

Percent of students scoring in each performance level on 2019 Georgia Milestones for middle school grades



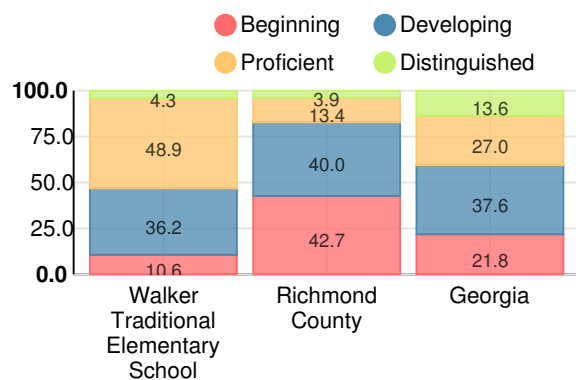
Science

Percent of students scoring in each performance level on 2019 Georgia Milestones for middle school grades



Social Studies

Percent of students scoring in each performance level on 2019 Georgia Milestones for middle school grades



Reading at or above the Grade Level Target (8th Grade)

Percent of students in grade 8 achieving Lexile measure greater than 1097

